

14.30 SYMPOSIA FAGGETO HALL

Central European Summer Time (CEST)
Simultaneous interpreting is NOT FORESEEN



14.30 - 15.00

**CONTENERE L'ANTIBIOTICO
RESISTENZA NELLE
PROCEDURE INTRAVITREALI:
UNA GUIDA NELLA
SCELTA DELLE MOLECOLE
ANTISETTICHE**

Moderatore: V. Picardo
Relatori: G. Lo Giudice, A. Piatti, M. Reibaldi

15.15 - 15.55

**ANTIBIOTICO VS
ANTISETTICO: EVIDENZE
A CONFRONTO PER UNA
SCELTA APPROPRIATA**

15.15-15.30
V. Orfeo
Profilassi antibiotica: ragioni,
evidenze, controversie
15.30-15.45
R. Mencucci
Profilassi antiseptica: ragioni,
evidenze, controversie
15.45-15.55
Discussione

16.10 - 16.40

**EDEMA MACULARE
DIABETICO, APPROCCI
DIAGNOSTICI E TERAPEUTICI**
Presidente: C. Costagliola

16.10 - 16.18
D. Bacherini
Edema maculare diabetico
16.18 - 16.26
C. Furino
Edema maculare diabetico:
switch precoce
16.26 - 16.34
F. Chiosi
Effetto della somministrazione
orale di una combinazione fissa
di curcumina, artemisinina,
bromelina e pepe nero sullo
spessore retinico centrale e
sulla densità di microaneurismi
in pazienti con edema maculare
diabetico
16.34 - 16.40 Discussione

17.00 - 17.45

RETINAL IMAGING

**Moderatori: D. Bacherini, E. Borrelli,
V. Capuano, R. Mastropasqua**

17.00 - 17.06
E. Costanzo
OCT e OCTA: Biomarkers OCT ed OCTA di attività
della neovascolarizzazione maculare di tipo 1
17.06 - 17.12
S. Demirel
Pachychoroid neovasculopathy:
role for photodynamic therapy (*)
17.12 - 17.18
R. Dolz-Marco
High Resolution OCT in macular disease (*)
17.18 - 17.24
C. Iovino
Choroidal vascularity index: consigli e accorgimenti
17.24 - 17.30
M. Lupidi
Risultati nel mondo reale della terapia anti-VEGF
nel trattamento naïve della nAMD diagnosticata con
Angio OCT: lo studio REVEAL
17.30 -17.36
A. Miere
Deep learning applications for the diagnosis of retinal
atrophy on fundus autofluorescence imaging (*)
17.36 -17.45
Discussione

(*) Traduzione simultanea non prevista

Scientific Program: Main Congress - Auditorium Pineta

Central European Summer Time (CEST)

The meeting will be held in Italian without translation, except where noted

THURSDAY 15 APRIL

13:50	A. Pece, P. Lanzetta	Welcome
13:55	B. Lumbroso	B. Lumbroso's Overture

SESSION I: IMAGING AND RETINAL DIAGNOSTICS

Chairmen: L. Pierro, M. Varano

14:03	G. Staurenghi	Imaging in the management of retinal and choroidal diseases
14:13	G. Lo Giudice	OCT-A: general characteristics
14:21	G. Fasolino	MEK inhibitor retina alteration (MEKAR)
14:29	L. Pierro	OCT-A after endarterectomy for carotid stenosis
14:37	M. Battaglia Parodi	Quantitative OCT-A in AMD-related CNV
14:45	M. Nassisi	Markers OCT in AMD
14:53	E. Borrelli	3D volume rendered OCT-A in type 3 MNV (RAP)
15:01		Discussion

15:10 D. Sarraf *LECTURE: En face OCT: insights into the pathoanatomy of macular disease*



SESSION II: OCT AND OCT-ANGIOGRAPHY (GIAO - GRUPPO ITALIANO ANGIOGRAFIA OCT)

Chairmen: F. Bandello, M. Rispoli

15:25	F. Bandello	The diabetic retinopathy imaging on 360°
15:35	E. Nikolopoulou	OCT-A in epiretinal membranes

15:43	M. Lorusso	OCT during surgery
15:51	I. Zucchiatti	Three-year OCT predictive factors of disease recurrence in eyes with successfully treated myopic CNV
15:59	G. Maione	OCT-A in optic nerve diseases
16:07	A. Pece	The role of Angio OCT in clinical practice
16:15		Discussion

16:25 F. Zancanella *CULTURAL PILL: Eye's reminiscence*

MENTORS AND PROFILING

Chairman: A. Pece

16.35	A. Pece	Introduction
	F. Fossataro/G. De Crecchio	
	E. Pilotto/E. Midenà	

16.45	A. Pece	Introduction
-------	----------------	--------------

16:47 L. Yannuzzi *LECTURE: Are there two forms of MEWDS?*



SESSION III: CASES

Chairman: A. Pece

17.02	A. Pece	Introduction
17:03	G. Casalino	Case
17:07	A. Papayannis	Case
17:11	E. Interlandi	Case
17:15	D. Veritti	Case
17:19	V. Sarao	Case

17:23	F. Ricci	New therapeutical strategies in AMD
-------	-----------------	-------------------------------------

17:31 **R. Weitz** Flickering currents and crowded rivers: adaptive optics angiographic translations of OCT-A snapshots




17:46 **A. Loewenstein** *LECTURE: Adjusting to COVID-19 in 2021 and beyond development in home monitoring including fluid quantification in AMD*



SESSION IV : COVID-2021

Chairmen: A. Pece, PG. Neri

18:01 **A. Pece** Introduction

18:03 **S. Pece, A. Angelescu, J.M. Dumont, S. Garces, S. Kobayter, P. Rai**  Tackling future pandemics: IE University Project

18:14 **C. Azzolini, S. Donati, E. Premi** Use of a dedicated e-health platform in Covid-19 era

18:22 **F. Fossataro, A. Pece** Case

18:30 **PG. Neri** SARS-CoV-2: an eye business

18:38 Discussion


18:45 **G. Guarnaccia** The ESASO reality

18:55 End of the session

FRIDAY 16 APRIL


SESSION V : MACULAR DEGENERATION





Chairmen: F. Boscia, P. Lanzetta

13:30 **U. Schmidt-Erfurth** *LECTURE: AI-based fluid monitoring and management in exudative macular disease: fluid and function* 

13:45 **A. Pece** The Port Delivery System (PDS) in nAMD

13:53 **P. Lanzetta** Targeting angiopoietin-2 and VEGF in wAMD. The role of Faricimab

14:03 **N. Bressler** *LECTURE: Treatment, monitoring & delivery systems for neovascular AMD: current promises and cautions* 

14:18	F. Boscia	Visual decline after IVT in nAMD	
14:26	U. Intronni	Non-responders in anti-VEGF treatment in AMD: what to do?	
14:34	F. Viola	The impact of coronavirus disease (COVID-19) pandemic on intravitreal injections treatment for macular diseases	
14:42	M. Rispoli	Brolucizumab: first experiences	
14:50	C. Eandi	Brolucizumab: 1 year later	
14:58	M. Varano	Evidence of anti-VEGF use in real life experience in nAMD: the EAGLE study	
15:06	G. Querques	Subthreshold laser treatment for RPD secondary to AMD: the PASCAL clinical trial	 
15:14	A. Pece	Introduction	
15:17	N. Yannuzzi	LECTURE: Clinical outcomes of rhegmatogenous retinal detachment treated with pneumatic retinopexy: an IRIS® Registry study	 

SESSION VI: CENTRAL SEROUS CHORIORETINOPATHY

Chairmen: M. Nicolò, G. Manzi

15:32	M.C. Savastano, B. Lumbroso	Neovascularization in CSC by OCT-A	
15:40	M. Nicolò	LECTURE: The role of photodynamic therapy in CSC	
15:50		RELAX	

SESSION VII: DIABETIC RETINOPATHY

Chairmen: F. Bandello, P. Lanzetta

16:00	S. Saviano	DME: which is the best therapy?	
16:08	R. Lattanzio	Non-responders in anti-VEGF treatment in DME: what to do?	
16:16	F. Bandello	Discussion	

16:24 **L. M. Jampol**

LECTURE: The DRCR retina network  

16:39 **S. Bressler**

LECTURE: Proliferative diabetic retinopathy: choosing PRP or anti-VEGF or both  

16:54 **P. Lanzetta**

Discussion

SESSION VIII: STEROIDS-DME

Chairman: T. Avitabile

17:03 **M. Parravano**

Curcumin in hydrophilic carrier and intravitreal dexamethasone in diabetic macular edema

17:11 **L. Di Antonio**

The inflammatory rationale behind DEX implant for medical approach

17:19 **M. Lupidi**

DEX Implant: first line treatment and early switch

17:27 **A. Cutino**

Intraocular fluocinolone expansion across the world

17:35 **C. Furino**

Long term experience with intravitreal fluocinolone acetonide in the real world setting

17:43 **P. Airaghi**

DME patient management: preventing recurrence preserving vision

17:51 A. Pece, P. Lanzetta, F. Bandello, N. Bressler, S. Bressler, L. Da Cruz, L. V. Del Priore, L. M. Jampol, A. Loewenstein, P.J. Rosenfeld, D. Sarraf, U. Schmidt-Erfurth, R. Weitz, L. Yannuzzi, N. Yannuzzi  

Take home messages

18:30

End of the session

SATURDAY 17 APRIL

SESSION IX: THE ROLE OF ORTHOPTHISTS IN CLINICAL PRACTICE



Chairmen: S. Gullello, C. Marro

- 8:25 **M. Cozzi** Multimodal imaging in retinal diseases
8:33 **M. Belotti, E. Maragno** How to interpret OCT and its use: manual for orthoptist

SESSION X: MISCELLANEOUS

Chairmen: S. Piermarocchi, M. Vadalà

- 8:40 **S. Piermarocchi** Dome-shaped maculopathy
8:50 **E. Midea** Radiation (corio)retinopathy: new insights
9:05 **R. Sacconi** Macular CNV in geographic atrophy secondary to AMD: is a different entity?
9:13 **P. Milani** Active vs inactive myopic CNV
9:21 **D. Allegrini** The role of curcuma vehiculated by enterosoma technology in the patient with maculopathy: clinical experience
9:29 **C. Costagliola, M. Filippelli** Retinal inflammation and AMD: is there a therapeutic "link"?
9:37 **S. Vujosevic** Subthreshold micropulse laser
9:45 **P. L. Esposti** Treatment with micropulse laser: my personal experience

9:53 **P. J. Rosenfeld** **LECTURE: Natural history of treatment naïve, non-exudative macular neovascularization in AMD?**  

SESSION XI: LOW VISION

Chairman: M. Schmid

10:08	M. Brogini	The low vision in Italy and in the world
10:16	M. Schmid	The role of visual rehabilitation today. New challenges in neurological and non-neurological patients
10:24	A. Pece	Introduction
10:27	G. Trabucchi	CULTURAL PILL: The eye and Holy Scriptures

SESSION XII: TO RESTART



PRESIDENT: A. Pece

SCIENTIFIC BOARD: M.A. Blasi, P. Lanzetta, L. Marino, L. Mosca, S. Vergani

10:35	A. Pece	Introduction
10:37	S. Rizzo	LECTURE: Macular hole surgery: what's new?
10:52	M.A. Blasi, M.M. Pagliara, M.G. Sammarco	Multimodal imaging in posterior tumors
11:00	L. Marino	Dry eye 2021: therapeutical news
11:08	P. Lanzetta	Laser in diabetic retinopathy
11:16	M. Vadalà, G. Virgili, G. Trifirò, G. Scondotto	Anti-VEGF drugs use and clinical parameters in Southern Italy: ITACA network
11:24	S. Tricarico	Case
11:28	R. Piermarocchi	Case
11:32	A. Pazzaglia	Case
11:36	A. Casanova, A. Consigli, F. Menna, M. Menghini	Case

SESSION XIII: SURGICAL ROUNDS

11:40 **L. Da Cruz** **LECTURE: The causes, management and outcomes of unexplained vitreous hemorrhage**  

1 ROUND:

Coordinator: M. Codenotti

11:55 **E. Miserocchi** Posterior uveitis: when a diagnostic vitrectomy is indicated?

12:05 **F. Patelli, M. Coppola** Discussion

2 ROUND:

Coordinator: M. Romano

12:25 **T. Micelli Ferrari** Macular edema and VR traction. Inject or operate?

12:35 **F. Faraldi, D. Tognetto** Discussion

SESSION XIV: CASES

Chairmen: S. Donati, D. Veritti

12:55 **S. Donati** Case

12:59 **F. Martines** Case

13:03 **V. Starace** Case

13:07 **M. Battista** Case

13:11 **M. Brambati** Case

13:15 **M. Mazzola** Case

SESSION XV: BIONIC EYE AND FUTURE CHALLENGES

Panel: P. Lanzetta

13:19 *L. V. Del Priore*

13:34 *A.P. Salvetti*

13:42 *P. Lanzetta*

LECTURE: Tissue transplantation for AMD: what have we learned?



Gene therapy in IRD is here: what's now, what's next?

The future of vitreo-retinal surgery



13:55 *P. Lanzetta, A. Pece*

Conclusions

14:00

End of the Congress